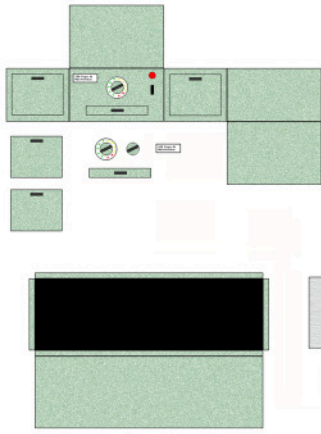


Untergestell der Säge




Sägetisch

Staubabsaugung

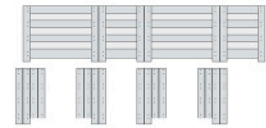



Bandschleifer



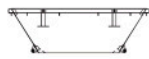
Rollen

Sockel und Seitenteile




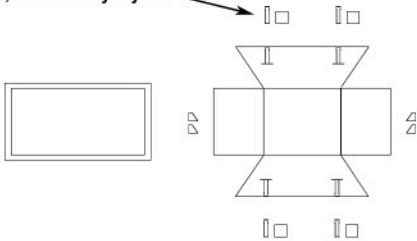
Multicar Absetzmulde

Typ	Inhalt ca cbm	Gewicht ca kg	L mm	H mm	H 1 mm		
S	1,3	M 26	1,3	165	2200	690	690



Quelle: www.bohemia-behaelter.de

0,5 mm Polystyrol



© www.lanckenau.de



Kontrollmass von 50 mm